

CLAUSE 35
Introductory sub-table (1)(a)

THE COMPANY : GOTHI PLASCON INDIA LTD
 ER/ ENDED
 HOLDING PATTERN AS ON : 30-June-2014

CLASS OF SECURITY : EQUITY

	No. of partly paid-up shares	As a % of total no. of partly paid-up shares	As a % of total no. of shares of the company
Partly paid-up shares:-			
Held by promoter/promoter group			
Held by public			
Total - D			
Outstanding convertible securities:-	No. of outstanding securities	As a % of total no. of outstanding convertible securities	As a % of total no. of shares of the company assuming full conversion of the convertible securities
Held by promoter/promoter group			
Held by public			
Total - E			
Warrants:-	No. of warrants	As a % of total no. of warrants	As a % of total no. of shares of the company, assuming full conversion of warrants
Held by promoter/promoter group			
Held by public			
Total - F	10200000		
Total paid-up capital of the company, assuming full conversion of warrants and convertible securities			




CLAUSE 35
Introductory sub-table (1)(a)

NAME OF THE COMPANY : GOTHI PLASCON INDIA LTD
 SCRIP CODE :
 QUARTER ENDED : NAME OF THE SCRIP :
 SHAREHOLDING PATTERN AS ON : 30-Jun-2014
 CLASS OF SECURITY : EQUITY

STATEMENT SHOWING SHAREHOLDING PATTERN
 TABLE (1)(a)

DATE FOR SHARE CODE	CATEGORY OF SHARE HOLDER	NO. OF HOLDERS	TOTAL NO. OF SHARES	SHARES IN DEBIT	TOTAL SHAREHOLDING AS A PERCENTAGE OF TOTAL NUMBER OF SHARES	AS A % OF (VI)	AS A % OF (VII)	Number of Shares (VIII)	As a Percentage (IX) = (VIII)/(V)*100
(I)	(II)	(III)	(IV)	(V)	(VI)	(VII)	(VIII)	(IX)	
A. SHAREHOLDING OF PROMOTER AND PROMOTER GROUP									
1. INDIAN									
	a. INDIVIDUALS/HINDU UNDIVIDED FAMILY	4	7266600	323100	71.2411	71.2411	0	0.0000	
	b. CENTRAL GOVERNMENT/ STATE GOVERNMENT(S)	0	0	0	0.0000	0.0000	0	0.0000	
	c. BODIES CORPORATE	0	0	0	0.0000	0.0000	0	0.0000	
	d. FINANCIAL INSTITUTIONS/ BANKS	0	0	0	0.0000	0.0000	0	0.0000	
	e. ANY OTHER								
	SUB - TOTAL (A)(1)	4	7266600	323100	71.2411	71.2411	0	0.0000	
2. FOREIGN									
	a. INDIVIDUALS (NON-RESIDENT INDIVIDUALS/ FOREIGN INDIVIDUALS)	0	0	0	0.0000	0.0000	0	0.0000	
	b. BODIES CORPORATE	0	0	0	0.0000	0.0000	0	0.0000	
	c. INSTITUTIONS	0	0	0	0.0000	0.0000	0	0.0000	
	d. QUALIFIED FOREIGN INVESTOR	0	0	0	0.0000	0.0000	0	0.0000	
	e. ANY OTHER								
	SUB - TOTAL (A)(2)	0	0	0	0.0000	0.0000	0	0.0000	
	TOTAL SHARE HOLDING OF PROMOTER AND PROMOTER GROUP (A) = (A)(1)+(A)(2)	4	7266600	323100	71.2411	71.2411	0	0.0000	



NAME OF THE COMPANY : GOTHI PLASCON INDIA LTD
 QUARTER ENDED : , NAME OF THE SCRIP :
 SHAREHOLDING PATTERN AS ON : 30-Jun-2014
 CLASS OF SECURITY : EQUITY

CLAUSE 35
 Introductory sub-table (I)(a)

STATEMENT SHOWING SHAREHOLDING PATTERN
 TABLE (I)(a)

DATE CONY CODE	CATEGORY OF SHARE HOLDER	NO. OF HOLDERS	TOTAL NO. OF SHARES	SHARES IN DEMY	TOTAL SHAREHOLDING AS PERCENTAGE OF TOTAL NUMBER OF SHARES	AS A % OF (A+B) (VI)	AS A % OF (A+B+C) (VII)	Number of shares (VIII)	As a Percentage (IX) = (VIII)/(IV)*100
(1)	(II)	(III)	(IV)	(V)	(VI)	(VII)	(VIII)	(IX)	
B. PUBLIC SHAREHOLDING									
1. INSTITUTIONS									
	a. MUTUAL FUNDS/OTI	0	0	0	0.0000	0.0000	NA	NA	
	b. FINANCIAL INSTITUTIONS/ BANKS	0	0	0	0.0000	0.0000	NA	NA	
	c. CENTRAL GOVERNMENT/ STATE GOVERNMENT(S)	0	0	0	0.0000	0.0000	NA	NA	
	d. VENTURE CAPITAL FUNDS	0	0	0	0.0000	0.0000	NA	NA	
	e. INSURANCE COMPANIES	0	0	0	0.0000	0.0000	NA	NA	
	f. FOREIGN INSTITUTIONAL INVESTORS	0	0	0	0.0000	0.0000	NA	NA	
	g. FOREIGN VENTURE CAPITAL INVESTORS	0	0	0	0.0000	0.0000	NA	NA	
	h. QUALIFIED FOREIGN INVESTOR	0	0	0	0.0000	0.0000	NA	NA	
	i. ANY OTHER	0	0	0	0.0000	0.0000	NA	NA	
SUB - TOTAL (B)(1)		0	0	0	0.0000	0.0000	NA	NA	



NAME OF THE COMPANY : GOTHI PLASCON INDIA LTD
 SCRIPT CODE :
 QUARTER ENDED :
 SHAREHOLDING PATTERN AS ON : 30-Jun-2014

Introductory sub-table (I)(a)
 CLASS OF SECURITY : EQUITY

STATEMENT SHOWING SHAREHOLDING PATTERN
 TABLE (I)(a)

DATE CATEGORY SHARE HOLDER CODE	CATEGORY OF SHARE HOLDER	NO. OF HOLDERS	TOTAL NO. OF SHARES	SHARES IN DEBIT	TOTAL SHAREHOLDING AS PERCENTAGE OF TOTAL NUMBER OF SHARES	AS A % OF (A+B) (VI)	AS A % OF (A+B+C) (VII)	Number of shares (VIII)	As a percentage (IX)= (VIII)/(IV)*100
2. NON-INSTITUTIONS									
a. BODIES CORPORATE									
		64	89351	43251	0.8759	0.8759	NA	NA	NA
b. INDIVIDUALS - SHAREHOLDERS									
	INDIVIDUAL HOLDING UP TO RS. 1 LAKH	6108	2629449	614130	25.7789	25.7789	NA	NA	NA
	INDIVIDUAL SHAREHOLDERS HOLDING NOMINAL SHARE CAPITAL IN EXCESS OF RS. 1 LAKH	10	181600	147900	1.7803	1.7803	NA	NA	NA
c. QUALIFIED FOREIGN INVESTOR									
		0	0	0	0.0000	0.0000	NA	NA	NA
d. ANY OTHER CLEARING MEMBERS HINDU UNDIVIDED FAMILIES									
		3	2700	2700	0.0264	0.0264	NA	NA	NA
		19	30300	30300	0.2970	0.2970	NA	NA	NA
		22	33000	33000	0.3235	0.3235	NA	NA	NA
SUB - TOTAL (B)(2)									
		6204	2933400	838281	28.7588	28.7588	NA	NA	NA
TOTAL PUBLIC SHAREHOLDING (B) = (B)(1)+(B)(2)									
		6204	2933400	838281	28.7588	28.7588	NA	NA	NA
TOTAL (A)+(B)									
		6208	10200000	1161381	100.0000	100.0000	0	0.0000	



DATE FOR CODE	CATEGORY OF SHARE HOLDER	NO. OF HOLDERS	TOTAL NO. OF SHARES	SHARES IN DEBT	TOTAL SHAREHOLDING AS PERCENTAGE OF TOTAL NUMBER OF SHARES	AS A % OF (A+B) (VI)	AS A % OF (A+B+C) (VII)	Number of Shares (VIII)	As a Percentage (IX) = (VIII)/(IV)*100
(I)	(II)	(III)	(IV)	(V)	(VI)	(VII)	(VIII)	(IX)	
C. SHARES HELD BY CUSTODIANS AND AGAINST WHICH DEPOSITORY RECEIPTS HAVE BEEN ISSUED									
	Promoter and Promoter Group	0	0	0	0.0000	0.0000	0.0000	NA	NA
	Public	0	0	0	0.0000	0.0000	NA	NA	
	TOTAL CUSTODIAN (C)								
	GRAND TOTAL (A)+(B)+(C)	6208	10200000	1161361	100.0000	100.0000	0	0.0000	




GOTHI PLASCON INDIA LTD
 (17th) Statement showing holding of securities (including shares, warrants, convertible securities) of persons belonging to the category 'Promoter and Promoter Group' - 30-Jun-2014

Sr.No	Name of the shareholder	Details of Shares held				Encumbered Shares (*)			Details of Warrants			Details of convertible securities			Total shares (including underlying shares assuming full conversion of warrants and convertible securities) as a % of diluted share capital (XII)
		No. of Shares held	As a % of grand total (A)+(B)+(C)	No. of Shares held	As a % grand total (A)+(B)+(C) of sub-classes (I)(a)	As a percentage (VI)= (U)/ (III)*100	Number of warrants held	As a % total number of warrants of the same class	Number of convertible securities held	As a % total number of convertible securities of the same class	Number of warrants held	As a % total number of convertible securities of the same class	Number of convertible securities held	As a % total number of convertible securities of the same class	
(I)	(II)	(III)	(IV)	(V)	(VI)= (U)/ (III)*100	(VII)	(VIII)	(IX)	(X)	(XI)	(XII)	(XIII)	(XIV)		
1	ISANKAY GOTHI	4500000	44.1176	0	0.0000	0.0000	0	0.0000	0	0.0000	0	0.0000	44.1176		
2	ISANKAY GOTHI (H.F.)	1500000	14.7058	0	0.0000	0.0000	0	0.0000	0	0.0000	0	0.0000	14.7058		
3	PRIVADARSHANA GOTHI	943500	9.2500	0	0.0000	0.0000	0	0.0000	0	0.0000	0	0.0000	9.2500		
4	PRIVADARSHANA GOTHI	323100	3.1676	0	0.0000	0.0000	0	0.0000	0	0.0000	0	0.0000	3.1676		
	TOTAL	7266600	71.2411	0	0.0000	0.0000	0	0.0000	0	0.0000	0	0.0000	71.2411		



GOTHI PLASCON INDIA LTD
 (1)(C)(1) Statement showing holding of securities (including shares, warrants, convertible securities) of persons belonging to the category "Public" and holding more than 1% of the total number of shares - 30-Jun-2014

Sr. No	Name of the shareholder	No. of Shares held	Shares as a percentage of total number of shares (i.e., Grand Total (A)+(B)+(C) indicated in Statement at para (1)(a) above)	Details of warrants		Details of convertible securities		Total shares (including underlying shares assuming full conversion of warrants and convertible securities) as a % of diluted share capital
				Number of warrants held	As a % total number of warrants of the same class	Number of convertible securities held	% W.r.t total number of convertible securities of the same class	
NIL								



GOTHI PLASCON INDIA LTD
 (1)(c)(ii) Statement showing holding of securities (including shares, warrants, convertible securities) of persons (together with
 PMC) belonging to the category "Public" and holding more than 5% of the total number of shares of the company - 30-Jun-2014

Sl.No	Name(s) of the shareholder(s) and the Persons Acting in Concert (PAC) with them	No. of Shares held	Shares as a percentage of total number of Shares (i.e., Grand Total (A)+(B)+(C) indicated in Statement at para(1)(a) above)	Details of warrants		Details of convertible securities		Total shares (including underlyng shares assuming full conversion of warrants and convertible securities) as a % of diluted share capital
				Number of warrants held	As a % total number of warrants of the same class	Number of convertible securities held	% w.r.t total number of convertible securities of the same class	

NIL



GOTHI PLASCON INDIA LTD
 (1)(d) STATEMENT SHOWING DETAILS OF LOCKED-IN SHARES -30-Jun-2014

SL.NO	NAME OF THE SHARE HOLDER	NUMBER OF LOCKED IN SHARES	LOCKED-IN SHARES AS A % OF TOTAL NUMBER OF SHARES	Promoter / Promoter Group / Public
		i.e.: GRAND TOTAL (A)+(B)+(C) INDICATED IN STATEMENT AT PARA (1)(a) ABOVE		
1	NIL			




GOTHY PLASCON INDIA LTD
 (III)(a) STATEMENT SHOWING THE VOTING PATTERN OF SHAREHOLDERS, IF MORE THAN ONE CLASS OF SHARES / SECURITIES
 IS ISSUED BY THE ISSUER.

CATEGORY OF SHARE HOLDER	NUMBER OF VOTING RIGHTS HELD IN EACH CLASS OF SECURITIES				TOTAL VOTING RIGHTS (III+IV+V)	TOTAL VOTING RIGHTS i.e.(VI)	AS A % OF (A+B) (VII)	AS A % OF (A+B+C) (VIII)
	CLASS X (III)	CLASS Y (IV)	CLASS Z (V)	CLASS Z (V)				
(1) (II)								
(A) PROMOTER AND PROMOTER GROUP								
(1) INDIAN								
(a) INDIVIDUALS/HINDU UNDIVIDED FAMILY								
(b) CENTRAL GOVERNMENT / STATE GOVERNMENT(S)								
(c) BODIES CORPORATE								
(d) FINANCIAL INSTITUTIONS / BANKS								
(e) ANY OTHER (SPECIFY)								
SUB-TOTAL (A)(1)								
(2) FOREIGN								
(a) INDIVIDUALS (NON-RESIDENT INDIVIDUALS / FOREIGN INDIVIDUALS)								
(b) BODIES CORPORATE								
(c) INSTITUTIONS								
(d) ANY OTHER								
SUB-TOTAL (A)(2)								
TOTAL SHAREHOLDING OF PROMOTER AND PROMOTER GROUP (A)=(A)(1)+(A)(2)								




GOTHI PLASCON INDIA LTD
 (III)(a) STATEMENT SHOWING THE VOTING PATTERN OF SHAREHOLDERS, IF MORE THAN ONE CLASS OF SHARES / SECURITIES
 IS ISSUED BY THE ISSUER.



(I)	(II)	(III)	(IV)	(V)	(VI)	(VII)	(VIII)
(B) PUBLIC SHAREHOLDING							
(1) INSTITUTIONS							
(a) MUTUAL FUNDS / UTI							
(b) FINANCIAL INSTITUTIONS / BANKS							
(c) CENTRAL GOVERNMENT / STATE GOVERNMENT(S)							
(d) VENTURE CAPITAL FUNDS							
(e) INSURANCE COMPANIES							
(f) FOREIGN INSTITUTIONAL INVESTORS							
(g) FOREIGN VENTURE CAPITAL INVESTORS							
(h) ANY OTHER (SPECIFY)							
SUB-TOTAL (B)(1)							
(2) NON-INSTITUTIONS							
(a) BODIES CORPORATE							
(b) INDIVIDUALS -							
I. INDIVIDUAL SHAREHOLDERS HOLDING NOMINAL SHARECAPITAL UP TO RS. 1 LAKH							
II. INDIVIDUAL SHAREHOLDERS HOLDING NOMINAL SHARECAPITAL IN EXCESS OF RS. 1 LAKH							
(c) ANY OTHER (SPECIFY)							
SUB-TOTAL (B)(2)							
TOTAL PUBLIC SHAREHOLDING (B)=(B)(1)+(B)(2)							
TOTAL (A)+(B)							
(C) SHARES HELD BY CUSTODIANS AND AGAINST WHICH DEPOSITORY RECEIPTS HAVE BEEN ISSUED							
GRAND TOTAL (A)+(B)+(C)							

Share or Debenture holding		Share / Debenture holders		Share Debenture amount	
Rs.	Rs.	Number	% of total	Rs.	% of total
10	- 5000	5128	82.6030	10872010	10.6588
5001	- 10000	655	10.5509	5878990	5.7637
10001	- 20000	234	3.7693	3601000	3.5303
20001	- 30000	77	1.2403	1944000	1.9254
30001	- 40000	35	0.5637	1234000	1.2098
40001	- 50000	34	0.5476	1568000	1.5372
50001	- 100000	30	0.4832	2287000	2.2421
100001	- And Above	15	0.2416	74595000	73.1323
Total :		6208	100.0000	102000000	100.0000




DATED : 30-Jun-2014

NSDL & CDSL & PHYSICAL

PATTERN OF HOLDINGS

CLIENT TYPE	NO.OF HOLDERS	TOTAL POSITIONS	% OF HOLDINGS
Resident	6137	2841349	27.8563
Corporate Body	64	89351	0.8759
Clearing Member	3	2700	0.0264
Promoters	4	7266600	71.2411
TOTAL	6208	10200000	100.0000



DATED : 30-Jun-2014

NSDL

PATTERN OF HOLDINGS

CLIENT TYPE	NO.OF HOLDERS	TOTAL POSITIONS	% OF HOLDINGS
Resident	984	792330	7.7679
Corporate Body	38	43251	0.4240
Clearing Member	3	2700	0.0264
Promoters	1	323100	3.1676
TOTAL	1026	1161381	11.3860



GOTHI PLASCON INDIA LTD

PRINT DATE : 07-Jul-2014

DATED : 30-Jun-2014

CDSL

PATTERN OF HOLDINGS

CLIENT TYPE	NO. OF HOLDERS	TOTAL POSITIONS	% OF HOLDINGS
TOTAL	0	0	0.0000




DATED : 30-Jun-2014

PHYSICAL

PATTERN OF HOLDINGS

CLIENT TYPE	NO.OF HOLDERS	TOTAL POSITIONS	% OF HOLDINGS
Resident	5153	2049019	20.0884
Corporate Body	26	46100	0.4519
Promoters	3	6943500	68.0735
TOTAL	5182	9038619	88.6139




SL.NO	FOLIO DPID/CLID	NAME OF THE HOLDER(S)	SHARES	PERCENTAGE
1	00001632	VIJAY SHANTHI BUILDERS LIMITED	1000	0.0098
2	00003898	VIJAY SHANTHI FINANCE LIMITED	1500	0.0147
3	00004071	DUGAR FINANCE INDIA LIMITED	7500	0.0735
4	00004185	WEALTHY FINANCE LTD	800	0.0078
5	00004570	CITY UNION BANK LTD	200	0.0019
6	00005492	MANIKANDAN STOCKISTS PVT LTD	100	0.0009
7	00006806	BLJ FINANCIAL INVESTMENTS LTD	200	0.0019
8	00006821	M K FINLEASE P LTD	300	0.0029
9	00008265	KADVANI SECURITIES LIMITED	100	0.0009
10	00009864	DUGAR HOUSING FINANCE LTD	100	0.0009
11	00009867	CHOLAMANDALAM SECURITIES LTD	400	0.0039
12	00009911	XS FINANCIAL SERVICES LTD	1200	0.0117
13	00011108	DAMAN INVEST AND SECURITIES P LTD	200	0.0019
14	00011531	AAKRITI FINVEST PVT LTD	500	0.0049
15	00012603	MARUDHAR LEASE FINANCING PVT LTD	8400	0.0823
16	00013302	SRK SECURITIES PVT LTD	200	0.0019
17	00013342	REAL TIME FINLEASE LTD	2900	0.0284
18	00013454	ADITYA SHARE & STOCK BROKERS LTD	600	0.0058
19	00013635	COROMANDEL GRANITE CO LTD	900	0.0088
20	00013724	SHRI KALYAN HOLDINGS LTD	100	0.0009
21	00014061	CRB FINSTOCK PVT LTD	11300	0.1107
22	00014134	ABACUS SHARES & SERVICES (P) LTD	1900	0.0186
23	00014209	BIRLA BOMBAY PRIVATE LTD	100	0.0009
24	00014614	SUGAL & DAMANI S & S BROKERS LTD	800	0.0078
25	00014615	ADITYA FINANCIAL SERVICES (P) LTD	4700	0.0460
26	00014651	MADAN FINANCIAL SERVICES LTD	100	0.0009
27	IN300011 10307775	HEM SECURITIES LIMITED	3800	0.0372
28	IN300095 10712295	CRESCENT FINSTOCK LTD	500	0.0049
29	IN300095 11337968	SUGAL AND DAMANI SHARE BROKERS LTD	4500	0.0441



SL.NO	FOLIO DPID/CLID	NAME OF THE HOLDER(S)	SHARES	PERCENTAGE
30	IN300118 10920839	RR EQUITY BROKERS PVT LTD	100	0.0009
31	IN300126 10385219	EXCLUSIVE SECURITIES LTD	900	0.0088
32	IN300159 10851745	SUSHIL FINANCIAL SERVICES PRIVATE LIMITED	1000	0.0098
33	IN300159 10852553	DIMENSIONAL SECURITIES PRIVATE LTD	3400	0.0333
34	IN300271 10143178	ANUGRAH STOCK AND BROKING PVT LTD	600	0.0058
35	IN300271 10144308	MAGNUM EQUITY BROKING LIMITED	200	0.0019
36	IN300484 10680515	SHILPA STOCK BROKER PVT LTD	1300	0.0127
37	IN300484 12183687	L F C SECURITIES PVT LTD	800	0.0078
38	IN300773 10000220	SHREE BAHUBALI INT. LTD.	3700	0.0362
39	IN300966 10160136	SHARE INDIA SECURITIES LIMITED	100	0.0009
40	IN300966 10177122	ORIENT MAIL SPEED ROAD TRANSPORT PRIVATE LIMITED	4400	0.0431
41	IN300974 10417185	AMS PRIVATE LIMITED	100	0.0009
42	IN301055 10435202	R. K. STOCKHOLDING PRIVATE LIMITED	100	0.0009
43	IN301151 21882036	A3 CAPITAL SERVICES (INDIA) LIMITED	800	0.0078
44	IN301151 24839112	3A FINANCIAL SERVICES LIMITED	600	0.0058
45	IN301151 26511923	DWAR SOFTWARE LTD	100	0.0009
46	IN301250 28903086	SHRIRAM INSIGHT SHARE BROKERS LIMITED	100	0.0009
47	IN301330 19486647	JOINDRE CAPITAL SERVICES LTD	2900	0.0284
48	IN301330 19497104	T.D.S. SECURITIES PVT. LTD.	500	0.0049
49	IN301330 20662091	LKP SECURITIES LTD	200	0.0019
50	IN301330	MADHYA PRADESH STOCK EXCHANGE LTD	4100	0.0401



SL.NO	FOLIO DPID/CLID	NAME OF THE HOLDER(S)	SHARES	PERCENTAGE
	21077385			
51	IN301348 20014130	JAINAM SHARE CONSULTANTS PVT LTD	200	0.0019
52	IN301436 10063797	RELAX APPLIANCES PVT LTD	100	0.0009
53	IN301477 10000096	BONANZA PORTFOLIO LTD	200	0.0019
54	IN301549 14216209	ANGEL BROKING PRIVATE LIMITED	200	0.0019
55	IN301774 10000167	RELIGARE SECURITIES LTD	1000	0.0098
56	IN301803 10026769	ANAND RATHI SHARE AND STOCK BROKERS LTD.	300	0.0029
57	IN302201 10778462	EDELWEISS FINANCIAL ADVISORS LIMITED	400	0.0039
58	IN302269 12180091	INDIA INFOLINE LIMITED	200	0.0019
59	IN302496 10006814	CAPSEAL VYAPAAR PVT. LTD.	600	0.0058
60	IN302783 10000190	MANGAL KESHAV SEC. LTD	200	0.0019
61	IN303028 58758199	RAJ FINLEASE LIMITED	4000	0.0392
62	IN303077 10000297	WAY2WEALTH BROKERS PRIVATE LIMITED	251	0.0024
63	IN303534 10000052	INDIANIVESH SECURITIES PRIVATE LIMITED	300	0.0029
64	IN303655 10000116	SMC GLOBAL SECURITIES LTD.	500	0.0049
TOTAL :			89351	0.8759



SL.NO	FOLIO DPID/CLID	NAME OF THE HOLDER(S)	SHARES	PERCENTAGE
1	IN300126 11180170	VSE STOCK SERVICES LTD.	2300	0.0225
2	IN300441 11085294	INTEGRATED ENTERPRISES (INDIA) LIMITED	100	0.0009
3	IN301135 26293968	RAKHECHA SECURITIES LTD	300	0.0029
TOTAL :			2700	0.0264



SL.NO	FOLIO DPID/CLID	NAME OF THE HOLDER(S)	SHARES	PERCENTAGE
1	00000002	SANJAY GOTHI	4500000	44.1176
2	00014414	SANJAY GOTHI (HUF)	1500000	14.7058
3	00015268	PRIYADARSHNA GOTHI	943500	9.2500
4	IN301983 10606904	PRIYADARSHANA GOTHI	323100	3.1676
TOTAL :			7266600	71.2411

